

## Introductory sub-table (I)(a)

Name of the Company: Shiva Medicare Limited

Scrip Code: 524602 Name of the scrip, class of security: Equity Code:

Quarter ended: September 2012

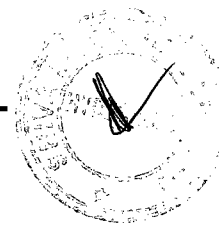
Partly paid-up shares:-	No. of partly paid-up shares	As a % of total no. of partly paid-up shares	As a % of total no. of shares of the company
Held by promoter/promoter group		#DIV/0!	0
Held by public		#DIV/0!	0
<b>Total - D</b>	<b>0</b>	<b>#DIV/0!</b>	<b>0</b>

Outstanding convertible securities:-	No. of outstanding securities	As a % of total no. of outstanding convertible securities	As a % of total no. of shares of the company, assuming full conversion of the convertible securities
Held by promoter/promoter group		#DIV/0!	0
Held by public		#DIV/0!	0
<b>Total - E</b>	<b>0</b>	<b>#DIV/0!</b>	<b>0</b>

Warrants:-	No. of warrants	As a % of total no. of warrants	As a % of total no. of shares of the company, assuming full conversion of warrants
Held by promoter/promoter group		#DIV/0!	0
Held by public		#DIV/0!	0
<b>Total - F</b>	<b>0</b>	<b>#DIV/0!</b>	<b>0</b>

Total paid-up capital of the company, assuming full conversion of warrants and convertible securities


6270070



**Statement Showing Shareholding Pattern**

Category code	Category of Shareholder	Number of Shareholders	Table (I)(a)		Total shareholding as a percentage of total number of shares		Shares Pledged or otherwise encumbered	
			Total number of shares	Number of shares held in dematerialized form	As a percentage of(A+B) <sup>1</sup>	As a percentage of (A+B+C)	Number of shares	As a percentage
(I)	(II)	(III)	(IV)	(V)	(VI)	(VII)	(VIII)	(IX)= (VIII)/(IV)*100
<b>(A)</b>	<b>Shareholding of Promoter and Promoter Group<sup>2</sup></b>							
<b>1</b>	<b>Indian</b>							
(a)	Individuals/ Hindu Undivided Family							
		6	698720			11.14	11.14	0.00
(b)	Central Government/ State Government(s)					0.00	0.00	#DIV/0!
(c)	Bodies Corporate	8	462300			7.37	7.37	0.00
(d)	Financial Institutions/ Banks					0.00	0.00	#DIV/0!
(e)	Any Others(Specify)					0.00	0.00	#DIV/0!
(e-i)	Person Acting in concert	4	6120			0.10	0.10	0.00
(e-ii)						0.00	0.00	#DIV/0!
	<b>Sub Total(A)(1)</b>	<b>18</b>	<b>1167140</b>	<b>0</b>		<b>18.61</b>	<b>18.61</b>	<b>0.00</b>
<b>2</b>	<b>Foreign</b>							
a	Individuals (Non-Residents Individuals/ Foreign Individuals)					0.00	0.00	#DIV/0!
b	Bodies Corporate	1	450000			7.18	7.18	0.00
c	Institutions					0.00	0.00	#DIV/0!
d	Any Others(Specify)					0.00	0.00	#DIV/0!
d-i						0.00	0.00	#DIV/0!
d-ii						0.00	0.00	#DIV/0!
	<b>Sub Total(A)(2)</b>	<b>1</b>	<b>450000</b>	<b>0</b>		<b>7.18</b>	<b>7.18</b>	<b>0.00</b>
	<b>Total Shareholding of Promoter and Promoter Group (A)= (A)(1)+(A)(2)</b>	<b>19</b>	<b>1617140</b>	<b>0</b>		<b>25.79</b>	<b>25.79</b>	<b>0.00</b>
<b>(B)</b>	<b>Public shareholding</b>							
<b>1</b>	<b>Institutions</b>							

(a)	Mutual Funds/ UTI				0.00	0.00		
(b)	Financial Institutions / Banks	3	113200		1.81	1.81		
(c)	Central Government/ State Government(s)				0.00	0.00		
(d)	Venture Capital Funds				0.00	0.00		
(e)	Insurance Companies				0.00	0.00		
(f)	Foreign Institutional Investors				0.00	0.00		
(g)	Foreign Venture Capital Investors				0.00	0.00		
(h)	Any Other (specify)				0.00	0.00		
(h-i)					0.00	0.00		
(h-ii)					0.00	0.00		
	<b>Sub-Total (B)(1)</b>	<b>3</b>	<b>113200</b>	<b>0</b>	<b>1.81</b>	<b>1.81</b>		
<b>B 2</b>	<b>Non-institutions</b>							
(a)	Bodies Corporate	58	1153400		18.40	18.40		
(b)	Individuals				0.00	0.00		
I	Individuals -i. Individual shareholders holding nominal share capital up to Rs 1 lakh	8759	3341630		53.29	53.29		
II	ii. Individual shareholders holding nominal share capital in excess of Rs. 1 lakh.	3	44700		0.71	0.71		
(c)	Any Other (specify)				0.00	0.00		
(c-i)					0.00	0.00		
(c-ii)					0.00	0.00		
	<b>Sub-Total (B)(2)</b>	<b>8820</b>	<b>4539730</b>	<b>0</b>	<b>72.40</b>	<b>72.40</b>		
<b>(B)</b>	<b>Total Public Shareholding (B)=(B)(1)+(B)(2)</b>	<b>8823</b>	<b>4652930</b>	<b>0</b>	<b>74.21</b>	<b>74.21</b>		
	<b>TOTAL (A)+(B)</b>	<b>8842</b>	<b>6270070</b>	<b>0</b>	<b>100.00</b>	<b>100.00</b>		
<b>(C)</b>	<b>Shares held by Custodians and against which Depository Receipts have been issued</b>							
1	Promoter and Promoter Group					0.00		#DIV/0!
2	Public					0.00		
	<b>Sub-Total (C)</b>	<b>0</b>	<b>0</b>	<b>0</b>		<b>0</b>	<b>0</b>	
	<b>GRAND TOTAL (A)+(B)+(C)</b>	<b>8842</b>	<b>6270070</b>	<b>0</b>		<b>100.00</b>		<b>0.00</b>



**Notes**

Promoter group holding is 16, 17,140 shares (25.79% of total capital)



(1)(b) **Statement showing holding of securities (including shares, warrants, convertible securities) of persons belonging to the category “Promoter and Promoter Group”**


Sr. No.	Name of the shareholder	Details of Shares held		Encumbered shares (*)			Details of warrants		Details of convertible securities		Total shares (including underlying shares assuming full conversion of warrants and convertible securities) as a % of diluted share capital
		Number of shares held	As a % of grand total (A) + (B) + (C)	No.	As a percentage	As a % of grand total (A)+(B)+(C) of sub-clause (I)(a)	Number of warrants held	As a % total number of warrants of the same class	Number of convertible securities held	As a % total number of convertible securities of the same class	
(I)	(II)	(III)	(IV)	(V)	(VI)=(V)/(III)*100	(VII)	(VIII)	(IX)	(X)	(XI)	(XII)
1	Pramod Jain	150010	2.39	0	0.00	0.00	0	0	0	#DIV/0!	
2	Kiran Jain	210010	3.35		0.00	0.00		#DIV/0!		#DIV/0!	
3	Amit Jain	155000	2.47		0.00	0.00		#DIV/0!		#DIV/0!	
4	Rajat Jain	155000	2.47		0.00	0.00		#DIV/0!		#DIV/0!	
5	Pramod Jain	13700	0.22		0.00	0.00		#DIV/0!		#DIV/0!	
6	Kiran Jain	15000	0.24		0.00	0.00		#DIV/0!		#DIV/0!	
7	Shiva Papermills Ltd	350000	5.58		0.00	0.00		#DIV/0!		#DIV/0!	
8	Slab Properties p ltd	10000	0.16		0.00						
9	IndoCount Finance ltd	15400	0.25		0.00						
10	Charla paper pvt ltd	10000	0.16		0.00						
11	Damani Shipping p ltd	5000	0.08		0.00						
12	GD Techno p ltd	2500	0.04		0.00						
13	Shiva Services ltd	69100	1.10		0.00						
14	Indocount securities ltd	300	0.00		0.00						
15	Sterlix (USA) Inc	450000	7.18		0.00						
16	Davinder Kumar	2510	0.04		0.00						
17	J K Agarwal	10	0.00		0.00						
18	Shikha Jain	3500	0.06		0.00						
19	Satish Jain	100	0.00		0.00						
<b>TOTAL</b>		<b>1617140</b>	<b>25.79</b>	<b>0</b>	<b>0.00</b>	<b>0.00</b>	<b>0</b>	<b>#DIV/0!</b>	<b>0</b>	<b>#DIV/0!</b>	<b>0</b>

(\* ) The term “encumbrance” has the same meaning as assigned to it in regulation 28(3) of the SAST Regulations, 2011



**(I)(c)(i) Statement showing holding of securities (including shares, warrants, convertible securities) of persons belonging to the category “Public” and holding more than 1% of the total number of shares**

Sr. No.	Name of the shareholder	Number of shares held	Shares as a percentage of total number of shares {i.e., Grand Total (A)+(B)+(C) indicated in Statement at para (I)(a) above}	Details of warrants		Details of convertible securities		Total shares (including underlying shares assuming full conversion of warrants and convertible securities) as a % of diluted share capital
				Number of warrants held	As a % total number of warrants of the same class	Number of convertible securities held	% w.r.t total number of convertible securities of the same class	
1	SBI Capital Market Ltd	93700	1.49		#DIV/0!		#DIV/0!	
2	Mefcom Capital Markets ltd	97200	1.55		#DIV/0!		#DIV/0!	
3	Intergrated Advisory services ltd	101100	1.61		#DIV/0!		#DIV/0!	
4	Synergy Financial Exchange ltd	145400	2.32		#DIV/0!		#DIV/0!	
5	Worldlink Finance Ltd	119600	1.91		#DIV/0!		#DIV/0!	
6	Foresight Financial Services ltd	206100	3.29		#DIV/0!		#DIV/0!	
<b>TOTAL</b>		<b>763100</b>	<b>12.17</b>	<b>0</b>	<b>#DIV/0!</b>	<b>0</b>	<b>#DIV/0!</b>	<b>0</b>



**(I)(c)(ii) Statement showing holding of securities (including shares, warrants, convertible securities) of persons (together with PAC) belonging to the category “Public” and holding more than 5% of the total number of shares of the company**

Sr. No.	Name(s) of the shareholder(s) and the Persons Acting in Concert (PAC) with them	Number of shares	Shares as a percentage of total number of shares {i.e., Grand Total (A)+(B)+(C) indicated in Statement at para (I)(a) above}	Details of warrants		Details of convertible securities		Total shares (including underlying shares assuming full conversion of warrants and convertible securities) as a % of diluted share capital
				Number of warrants	As a % total number of warrants of the same class	Number of convertible securities held	% w.r.t total number of convertible securities of the same class	
1	NIL		0.00		#DIV/0!		#DIV/0!	
<b>TOTAL</b>		<b>0</b>	<b>0.00</b>	<b>0</b>	<b>#DIV/0!</b>	<b>0</b>	<b>#DIV/0!</b>	<b>0</b>



**(I)(d) Statement showing details of locked-in shares**

<b>Sr. No.</b>	<b>Name of the shareholder</b>	<b>Number of locked-in shares</b>	<b>Locked-in shares as a percentage of total number of shares {i.e., Grand Total (A)+(B)+(C) indicated in Statement at para (I)(a) above}</b>
1	Pramod Jain	150010	2.39
2	Kiran Jain	210010	3.35
3	Amit Jain	155000	2.47
4	Rajat Jain	155000	2.47
5	Pramod Jain	13700	0.22
6	Kiran Jain	15000	0.24
7	Shiva Papermills ltd	350000	5.58
8	Slab Properties p ltd	10000	0.16
9	IndoCount Finance ltd	15400	0.25
10	Charla paper pvt ltd	10000	0.16
11	Damani Shipping p ltd	5000	0.08
12	GD Techno p ltd	2500	0.04
13	Shiva Services ltd	69100	1.10
14	Indocount securities ltd	300	0.00
15	Sterlix (USA) Inc	450000	7.18
16	Davinder Kumar	2510	0.04
17	J K Agarwal	10	0.00
18	Shikha Jain	3500	0.06
19	Satish Jain	100	0.00
<b>TOTAL</b>		<b>1617140</b>	<b>25.79</b>